

# CANADA US RELATIONS 2025


MONTREAL ECONOMIC INSTITUTE  
Research Report

October 2025



# INTRODUCTION

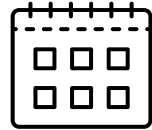




# Methodology



These are the findings of an **online Ipsos poll** conducted on behalf of the Montreal Economic Institute.



A sample of **1,000 Canadian residents** 18 years of age and older was interviewed between **September 29 and October 1, 2025**.



**Weighting according to age, gender and region** was employed to ensure that the sample's composition is representative of the overall population according to the latest census information.



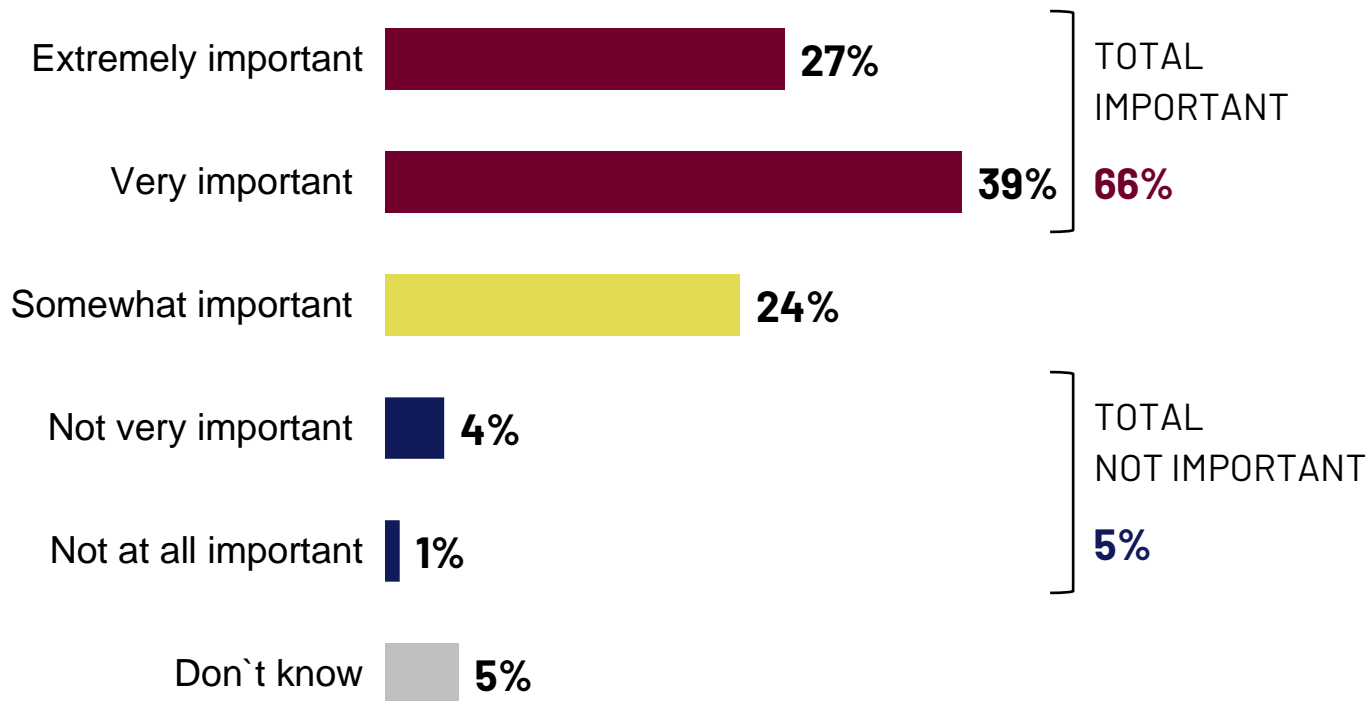
The precision of Ipsos online polls is measured using a credibility interval. In this case, the results are accurate to within **± 3.8 percentage points, 19 times out of 20**, of what the results would have been had all Canadian adults been polled. Some totals may not add up to 100% due to rounding.

# DETAILED FINDINGS



# Two thirds of Canadians (66%) consider the economic relationship with the United States to be highly important for the Canadian economy.

## Importance of Canada-US economic relationship



Base: All respondents n=1000

Q1. In your opinion, how important is the economic relationship between Canada and the United States to the Canadian economy?

# Perceptions of the importance of Canada-US economic relationship by socio-demographic group

	TOTAL [A]	GENDER		AGE			REGION			
		Male [B]	Female [C]	18 to 34 years [D]	35 to 54 years [E]	55+ years [F]	West [G]	Ontario [H]	Quebec [I]	Atlantic [J]
Base:	1000	437	547	205	412	383	312	381	232	75
<b>T2B HIGH IMPORTANCE</b>	<b>66%</b>	<b>69%</b>	<b>64%</b>	<b>62%</b>	<b>68%</b>	<b>67%</b>	<b>63%</b>	<b>70%</b>	<b>62%</b>	<b>70%</b>
Extremely important	27%	30%	26%	20%	33% D	28%	24%	31%	28%	25%
Very important	39%	39%	38%	42%	35%	39%	40%	40%	33%	45%
Somewhat important	24%	22%	26%	28%	20%	24%	26%	20%	29% H	18%
Not very important	4%	4%	4%	3%	5%	3%	3%	4%	4%	3%
Not at all important	1%	1%	1%	1%	1%	2%	2%	1%	-	2%
<b>B2B LOW IMPORTANCE</b>	<b>5%</b>	<b>5%</b>	<b>5%</b>	<b>3%</b>	<b>6%</b>	<b>5%</b>	<b>6%</b>	<b>5%</b>	<b>4%</b>	<b>5%</b>
Don't know	5%	5%	5%	7%	5%	4%	5%	5%	6%	7%

Base: All respondents n=1000

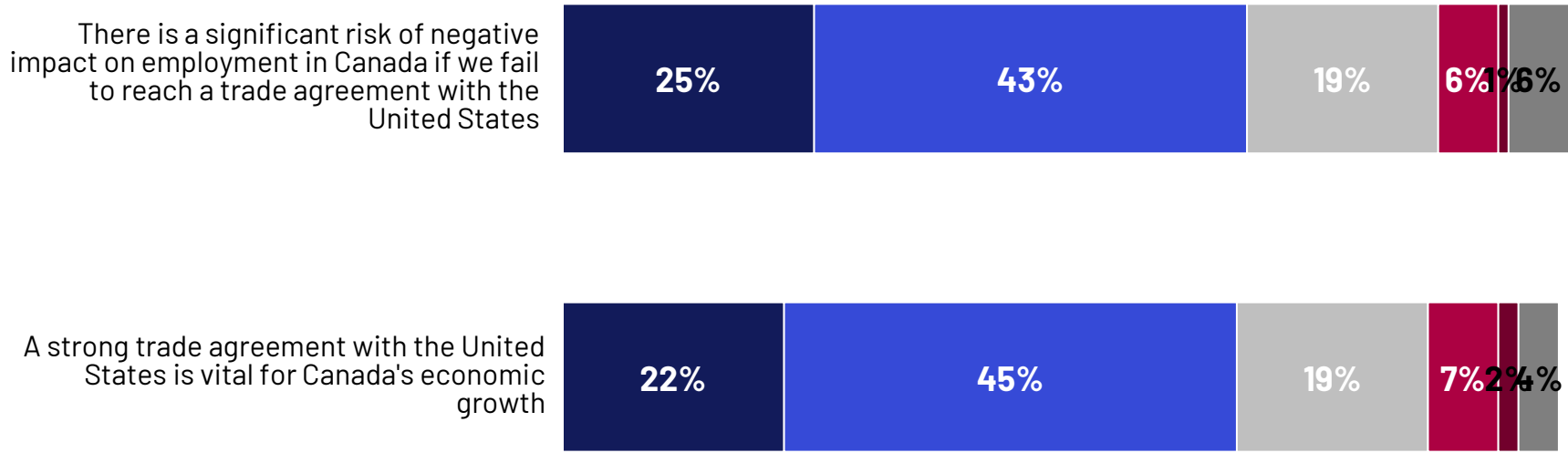
Q1. In your opinion, how important is the economic relationship between Canada and the United States to the Canadian economy?

**ABCDEFGHIJ** Significantly higher than subgroup indicated by letter.

# Majority of Canadians perceive strong US trade ties as crucial for employment and economic growth.

Perceptions on the economic and employment impacts of trade relations with the United States

■ Strongly Agree   
 ■ Somewhat agree   
 ■ Neither   
 ■ Somewhat disagree   
 ■ Strongly disagree   
 ■ I don't know



	T2B AGREE	B2B DISAGREE
There is a significant risk of negative impact on employment in Canada if we fail to reach a trade agreement with the United States	68%	7%
A strong trade agreement with the United States is vital for Canada's economic growth	67%	10%

Base: All respondents n=1000  
 Q2. How much do you agree or disagree with the following statements?



# Perceptions on the economic and employment impacts of trade relations with the United States by socio-demographic group (1/2)

There is a significant risk of negative impact on employment in Canada if we fail to reach a trade agreement with the United States

	TOTAL [A]	GENDER		AGE			REGION			
		Male [B]	Female [C]	18 to 34 years [D]	35 to 54 years [E]	55+ years [F]	West [G]	Ontario [H]	Quebec [I]	Atlantic [J]
Base:	1000	437	547	205	412	383	312	381	232	75
<b>T2B TOTAL AGREE</b>	<b>68%</b>	<b>75% C</b>	<b>62%</b>	<b>63%</b>	<b>68%</b>	<b>71%</b>	<b>62%</b>	<b>72% G</b>	<b>66%</b>	<b>76%</b>
Strongly agree	25%	29% C	22%	21%	27%	26%	20%	27%	27%	28%
Somewhat agree	43%	45%	40%	41%	41%	46%	41%	45%	39%	48%
Neither agree nor disagree	19%	16%	22%	23%	18%	17%	24% H	15%	21%	12%
Somewhat disagree	6%	5%	7%	7%	5%	6%	8%	6%	4%	5%
Strongly disagree	1%	2%	2%	-	2%	2%	2%	1%	1%	1%
<b>B2B TOTAL DISAGREE</b>	<b>7%</b>	<b>7%</b>	<b>8%</b>	<b>7%</b>	<b>8%</b>	<b>8%</b>	<b>10%</b>	<b>7%</b>	<b>6%</b>	<b>6%</b>
I don't know/prefer not to answer	6%	2%	8%	7%	6%	4%	4%	6%	7%	7%

Base: All respondents n=1000  
Q2. How much do you agree or disagree with the following statements?

ABCDEFGHIJ Significantly higher than subgroup indicated by letter.

# Perceptions on the economic and employment impacts of trade relations with the United States by socio-demographic group (2/2)

A strong trade agreement with the United States is vital for Canada's economic growth

	TOTAL [A]	GENDER		AGE			REGION			
		Male [B]	Female [C]	18 to 34 years [D]	35 to 54 years [E]	55+ years [F]	West [G]	Ontario [H]	Quebec [I]	Atlantic [J]
Base:	1000	437	547	205	412	383	312	381	232	75
<b>T2B TOTAL AGREE</b>	<b>67%</b>	<b>72% C</b>	<b>64%</b>	<b>64%</b>	<b>66%</b>	<b>70%</b>	<b>62%</b>	<b>71%</b>	<b>66%</b>	<b>73%</b>
Strongly agree	22%	27% C	19%	16%	28% D	23%	23%	23%	20%	26%
Somewhat agree	45%	45%	45%	48%	39%	48% E	40%	48%	46%	47%
Neither agree nor disagree	19%	18%	19%	19%	19%	18%	19%	19%	21%	9%
Somewhat disagree	7%	7%	8%	10%	8%	5%	10%	6%	5%	10%
Strongly disagree	2%	2%	3%	3%	3%	2%	4%	2%	2%	1%
<b>B2B TOTAL DISAGREE</b>	<b>10%</b>	<b>9%</b>	<b>11%</b>	<b>13% F</b>	<b>11%</b>	<b>7%</b>	<b>14% HI</b>	<b>8%</b>	<b>7%</b>	<b>11%</b>
I don't know/prefer not to answer	4%	2%	6% B	4%	3%	4%	5%	2%	6% H	7% H

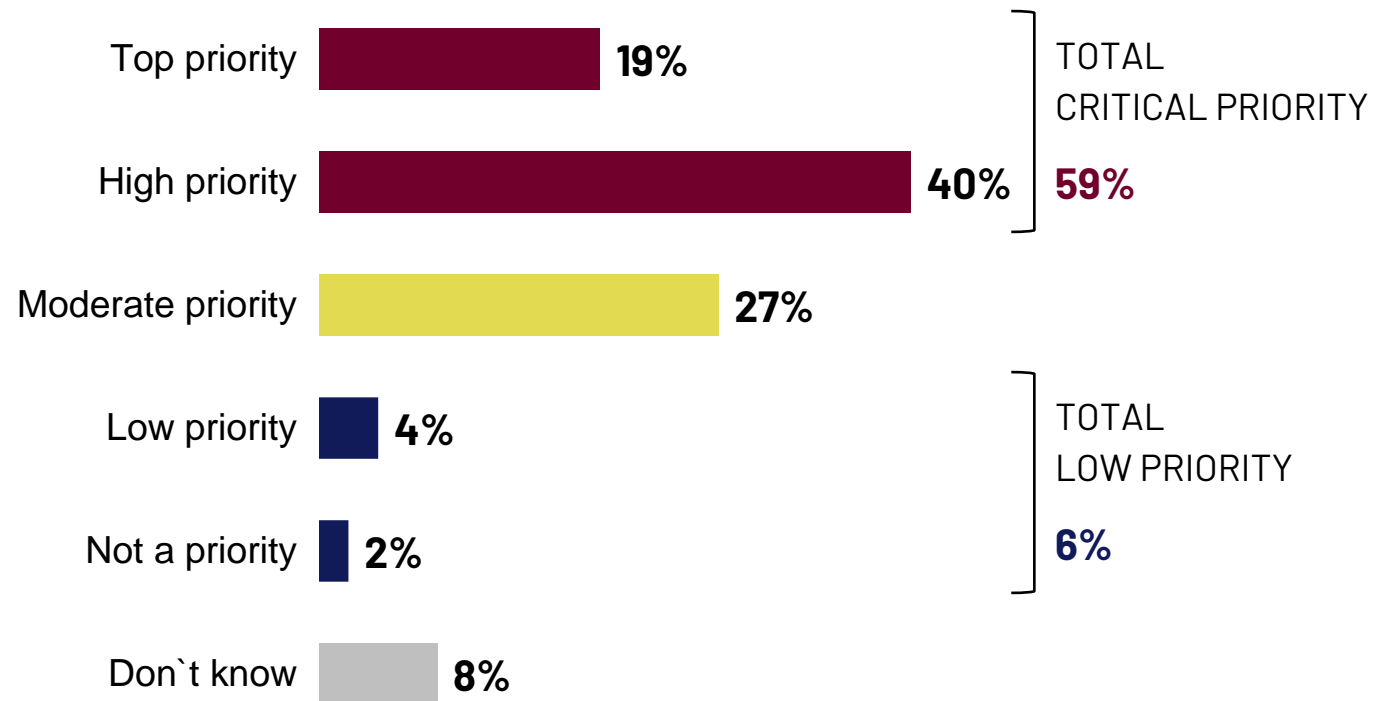
Base: All respondents n=1000

Q2. How much do you agree or disagree with the following statements?

ABCDEFGHIJ Significantly higher than subgroup indicated by letter.

# Most Canadians (59%) believe signing a new trade agreement with the US should be a critical priority for federal officials.

## Priority level for Canada-US trade agreement



Base: All respondents n=1000

Q3. In your opinion, what level of priority should federal elected officials such as Mark Carney and Pierre Poilievre place on signing a new mutually beneficial trade agreement between Canada and the United States?

# Priority level for Canada-US trade agreement by socio-demographic group

	TOTAL [A]	GENDER		AGE			REGION			
		Male [B]	Female [C]	18 to 34 years [D]	35 to 54 years [E]	55+ years [F]	West [G]	Ontario [H]	Quebec [I]	Atlantic [J]
Base:	1000	437	547	205	412	383	312	381	232	75
<b>T2B HIGH PRIORITY</b>	<b>59%</b>	<b>66%</b>	<b>53%</b>	<b>46%</b>	<b>61%</b>	<b>66%</b>	<b>52%</b>	<b>61%</b>	<b>62%</b>	<b>61%</b>
Top priority	19%	22%	16%	14%	21%	21%	17%	22%	18%	12%
High priority	40%	44%	36%	32%	40%	45%	35%	40%	44%	49%
Moderate priority	27%	26%	28%	33%	26%	24%	37% HIJ	27%	19%	16%
Low priority	4%	3%	5%	8% F	4%	2%	4%	4%	4%	8%
Not a priority	2%	1%	3%	2%	1%	2%	3%	1%	1%	3%
<b>B2B LOW PRIORITY</b>	<b>6%</b>	<b>4%</b>	<b>8% B</b>	<b>10% EF</b>	<b>5%</b>	<b>4%</b>	<b>7%</b>	<b>5%</b>	<b>5%</b>	<b>11% H</b>
Don't know	8%	4%	11% B	11%	7%	7%	4%	7%	15% GH	11% G

Base: All respondents n=1000

Q3. In your opinion, what level of priority should federal elected officials such as Mark Carney and Pierre Poilievre place on signing a new mutually beneficial trade agreement between Canada and the United States?

**ABCDEFGHIJ** Significantly higher than subgroup indicated by letter.

# THANK YOU

Derek Brasier  
Vice President  
[Derek.Brasier@Ipsos.com](mailto:Derek.Brasier@Ipsos.com)